

Village of Millbrook Board of Trustees
Meeting Minutes

July 11, 2017

I. Call to order

Deputy Mayor Rochfort called the meeting to order at 6:30 PM and led the Pledge of allegiance. Deputy Mayor Rochfort had a moment of silence for Mayor Brown's sister and lifelong Village resident, Kelly Sargent.

Roll Call: Trustee Hicks, Deputy Mayor Rochfort, Officer Witt, PWS Collocola, Attorney Valk and Clerk Witt.

Absent: Mayor Brown

II. Administrative Business:

Trustee Hicks made a motion to accept the minutes from June 27th, seconded by Trustee Van De Water and all were in favor.

Clerk Witt administered the Oath of Office to Officer Del Giudice.

Old Business:

Stanford Rd Dam- Deputy Mayor Rochfort informed the Board that Maser will begin the dam breach analysis on July 20th, 2017.

New Business:

BANs to BONDS- Attorney Valk asked Clerk Witt if she could provide her with the documents on the outstanding BANs to begin the paperwork to convert them into BONDS. Attorney Valk told the Board she will have more information once she is provided the documents.

III. Departmental Reports:

Fire Department/ Rescue Squad- No reports were submitted.

Police Department- Officer Witt read from the attached police report.

Additional comments: Officer Witt updated the Board that he and Officer Naughton had completed the CIT (Critical Incident Training) course. He also reported there were no issues at the Fireman's Carnival and thanked the NYS Police for their assistance with the parade and carnival. Officer Witt also extended condolences from the Millbrook Village Police Department (MVPD) for the loss of the NYS Trooper Davis who was shot in the line of duty. Officer Witt informed the Board he had received a call from NYS Senator Serino and the MVPD are going to receive funds for protection equipment. Trustee Hicks thanked both MVPD and NYSP for a good job at the fireworks.

Water and Sewer- Phil Derrenbacher from VRI read from the attached water and sewer reports.

Additional comments: Mr. Derrenbacher reminded the Board that they will be replacing three valves on Haight Avenue July 17th and 18th which involves the water to be shut off and the road to be closed for a period of time.

Public Works- PWS Collocola read from the attached highway report.

Additional comments: PWS Collocola told the Board they will be sealing Church Street and Alden Place on August 17th with a rain date of August 18th.

Treasurer- Clerk Witt read from the attached reports.

IV. Trustee Updates:

Trustee Hicks: Told the Board that the State paid for the CIT training. He also thanked the Public Works Department for doing a great job.

Trustee Van De Water: Informed the Board he is working on the Inter-Municipal Agreements (IMA)


between the Village and the Town of Washington. He is also working on agreements between the Village and Millbrook Early Childhood Education Center (MECEC) concerning the playground and trees. He would like MECEC to add the Village on to their insurance. He wanted to remind the Board and the members of the audience that Community Day is September 9th.

Trustee Herzog: Gave an update on the ADA Sidewalk Project. He had attended the pre-bid walk through. He told the Board that there will be five trees removed during the project but they will be replaced. They will be placing structured soil where the trees will be removed. He said he would like the replacement trees to be planted sometime in the Spring of 2018. Deputy Mayor Rochfort stated he would like to be included in the discussion for the types of trees to be planted.

The Board had a time of public participation. No actions were taken during that time.

- V. Adjournment:** Trustee Hicks made a motion to adjourn the meeting at 7:17 PM seconded by Trustee Herzog and all were in favor.

Respectfully Submitted by:



Sarah J. Witt Village Clerk/Treasurer

**Village of Millbrook
Village Hall – Board of Trustees
July 11, 2017 6:30pm**

- 1. Open meeting – Pledge of Allegiance**
- 2. Executive Session – Attorney/Client privilege**
- 3. Administrative Business :**
 - a. Acceptance of minutes
 - b. Approval of Budget Modifications – adjustments to 6/13/17 modifications
 - c. Swearing in new Police Officer – Joe A. Del Giudice
- 4. Old Business :**
 - a. CDs - \$200,000 90 day from General Fund and \$150,000 90 day from Bedrock Well
 - b. Dam project – July 20th start
 - c. Submitted Share Services initiatives
 - d. ADA project – Trustee update
- 5. New Business :**
 - a. Principle and Interest being paid on two BANs – Interest only on one BAN
 - b. 2 of our Police Officers have attended CIT
 - c. AUD info is being compiled – Accountant should have by end of week
- 6. Department Reports :** (first meeting of month only)
 - a. FD/Rescue – Matthew Rochfort, Ted Bownas and Laurie Olsen
 - b. Police – Officer Jared Witt
 - c. Water and Sewer – Scott Osborne (VRI)
 - d. Highway – Robert Collocola
 - e. Treasurer – Sarah Witt
- 7. Board Member Updates :**
 - a. Deputy Mayor - Joe Rochfort
 - b. Trustee Brian Hicks
 - c. Trustee Mike Herzog – ADA intersection project – Tree removal and replanting
- 8. Public Comment :** (number of speakers will determine amount of time given to each speaker)
- 9. Executive Session** (if needed)
- 10. Adjournment**
- 11. Audition of Bills**

RB – 7/7/17

V.M.P.D. Monthly Report June 2017

42 total incidents (including, but not limited to):

Arrest- 1

Traffic Tickets- 5

Parking Tickets- 6

Assist Other Agencies- 3

Assist Fire Department- 1

Assist EMS- Village- 2

Town of Washington- 1

Assist Citizens- 2

Property Damage Auto Accident- 2

Disorderly Conduct- 2

Domestic Incident- 1

Burglar Alarms- 4

Trespass-1

Suspicious Activity- 1

Animal Complaint- 2

Larceny- 1

Vehicle Lockouts- 2

Other- 6

Village of Millbrook
Wastewater Treatment Plant Operations Report
July 2017

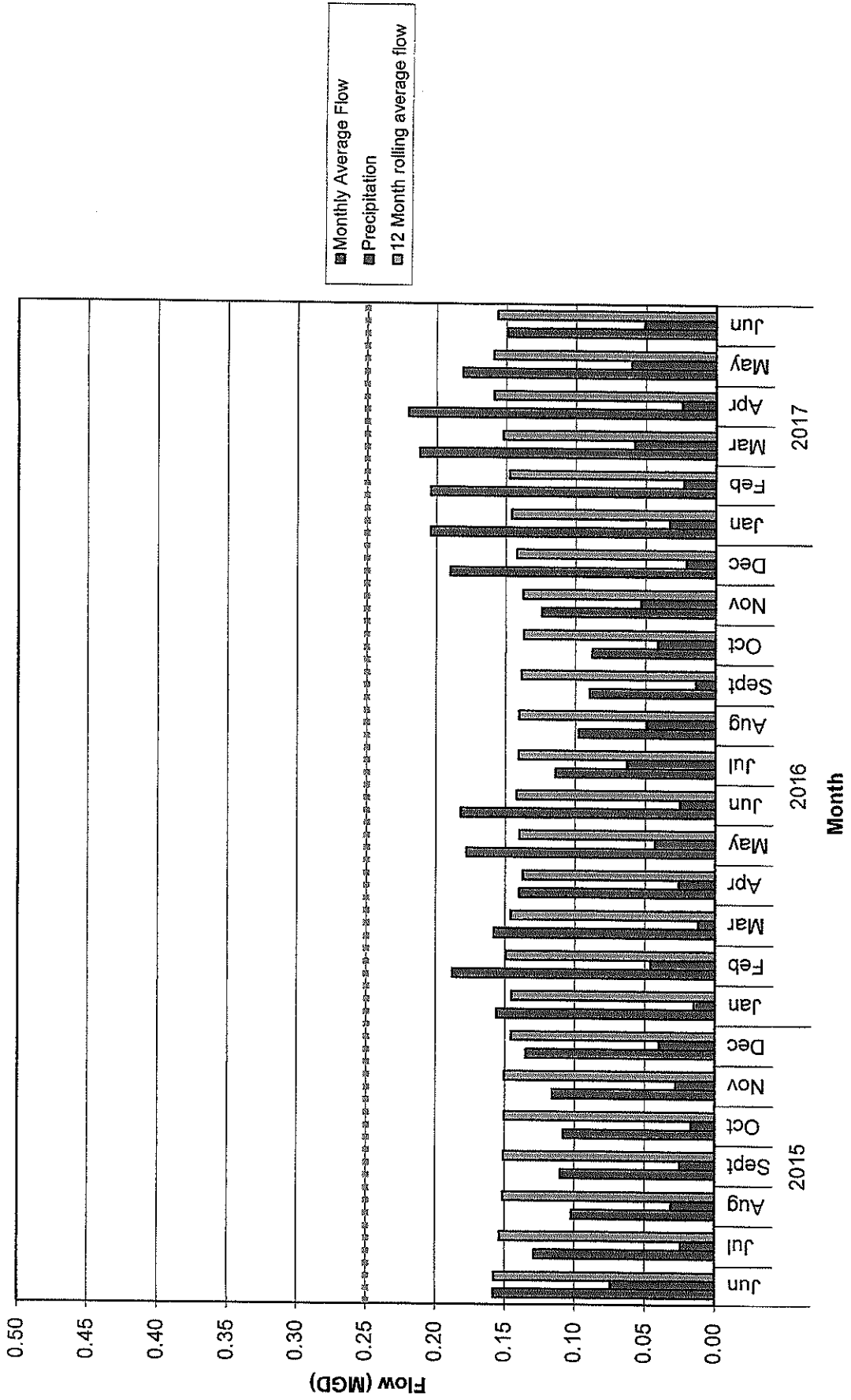
	June	May	April	Permit Limit
Total Effluent Flow	4,607,461	5,612,877	6,835,922	N/A
Average Daily Flow	148,600	181,000	220,500	N/A
12-Month Rolling AVG	156,000	159,000	159,000	250,000
Peak Daily Flow	206,658	305,990	411,165	N/A
Precipitation (inches as liquid)	5.10	6	2.4	N/A
SPDES Permit Samples: (mg/l)				
BOD	4 mg/l	4 mg/l	4 mg/l	15 mg/l
Percent Removal	99.0 %	99 %	97 %	85 %
Total Suspended Solids	2 mg/l	1 mg/l	1 mg/l	15 mg/l
Percent Removal	99.0 %	99 %	99 %	85 %
TKN as N	1.1 mg/l	1.5 mg/l	1.2 mg/l	8 mg/l
Fecal Coliform	2 / 100ml	2 / 100ml	N/A	200 /100ml

* Exceeds permit limit

Comments:

- 1) Performed all monthly sampling and maintenance
- 2) Cleaning filter beds
- 3) Installed 2 new yard hydrants

Millbrook WWTP



Village of Millbrook
 Monthly Water System Report
July 2017

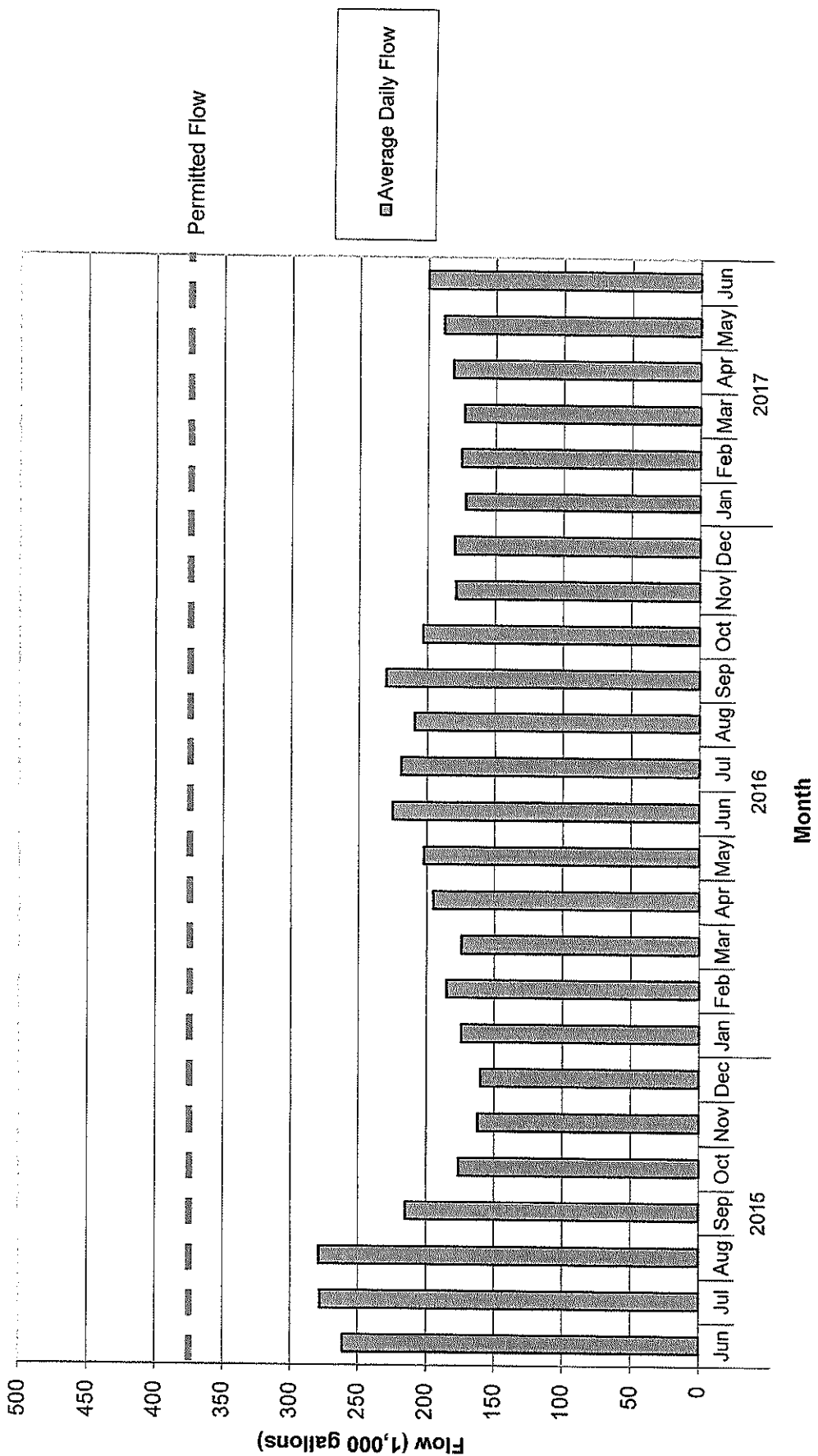
	June	May	April
Total Water Produced	5,990,000	5,815,000	5,415,000
Average Daily Flow	200,000	188,000	181,000
Peak Day Flow	290,000	305,000	210,000
Sampling Results:			
Total Coliform	Absent	Absent	Absent

* Results not in compliance

Comments:

- 1) Monthly sampling and maintenance
- 2) Flushed all fire hydrants
- 3) Read all water meters

Millbrook Water



DAILY WORK ASSIGNMENT PUBLIC WORKS DEPT.		# HOURS	COMPLETED YES/NO
DATE	EMPLOYEE		
		1	
		2	
		3	
		4	
		5	
		6	
		7	
		8	
		9	
		10	
		11	

DAILY WORK ASSIGNMENT PUBLIC WORKS DEPT.

JOB DESCRIPTION

HOURS

COMPLETED YES/NO

Rebuilt 6 catch Basins

Repair Hole in Basement wall of Thorne Building caused by vandalism

Began shim paving on church and Alden.

Assisted VRI with water Valve Dig

Repaired or Replaced parking lot stops at Thorne Building

Trimmed trees at sewer plant.

Flushed and opened up catch Basin on Alden.

continued weed killing

vacuumed 70 more catch Basins, 60 in total

Trimmed branches covering signs around village, took out bushes on 44 blocking millbrook business sign

continue mowing and weed killing

07/10/17

Village of Millbrook

Year = 2017

All Tax Rolls

COLLECTOR'S SUMMARY REPORT

Village Tax

Full Paid Only

135801 V. MILLBROOK

Posting Date on or before 07/10/17

SWIS	Municipality	Taxable Value	Amount of Tax Levy	Total Taxes Collected	Inst Fees Received	Late Fees Received	Taxes Returned to County	Late Fee Added	County Fee Added	Tax, Fee, and County Fee
135801	V. MILLBROOK	196,709,240	895,261.59	895,261.59	0.00	247.30	0.00	0.00	0.00	0.00
Report Totals		196,709,240	895,261.59	895,261.59	0.00	247.30	0.00	0.00	0.00	0.00

444 People left to pay

	Bank Balances as of:							
	2/14/2017	3/28/2017	4/11/2017	5/9/2017	6/13/2017	7/11/2017		
Thorne Trust	\$ 25,667.72	\$ 25,668.71	\$ 25,669.80	\$ 25,670.85	\$ 25,671.94	\$ 25,673.00		
Haight Trust	\$ 15,621.06	\$ 15,621.66	\$ 15,622.33	\$ 15,622.97	\$ 15,623.63	\$ 16,624.27		
Reserve for Fire Truck	\$ 7,271.96	\$ 7,272.24	\$ 7,272.55	\$ 7,272.85	\$ 187,276.86	\$ 187,284.55		
Nine Partners Trust	\$ 25,193.71	\$ 25,194.68	\$ 25,195.75	\$ 25,196.78	\$ 25,197.85	\$ 25,198.89		
Thorne Bldg Tribute Gardens	\$ 231,204.07	\$ 231,212.94	\$ 231,222.76	\$ 231,232.26	\$ 231,242.08	\$ 231,251.59		
Accounts Payable	\$ 21,026.29	\$ 14,586.80	\$ 36,101.23	\$ 31,127.59	\$ 9,187.10	\$ 36,619.96		
Planning / Zoning Escrow	\$ 10,609.19	\$ 9,640.74	\$ 7,974.79	\$ 7,974.49	\$ 7,160.49	\$ 6,260.49		
Sewer Improvement	\$ 0.16	\$ 0.16	\$ 0.16	\$ 0.16	\$ 0.16	\$ 0.16		
Tax Account	\$ 331,903.34	\$ 225,218.35	\$ 150,642.51	\$ 37,787.82	\$ 116,932.09	\$ 806,958.18		
Lamont Christmas Tree Trust	\$ 2,448.97	\$ 2,449.07	\$ 2,449.17	\$ 2,449.27	\$ 2,449.38	\$ 2,449.48		
Payroll Account	\$ 8,270.06	\$ 8,056.48	\$ 8,219.93	\$ 8,728.26	\$ 10,034.03	\$ 10,274.28		
Sewer Fund	\$ 53,344.72	\$ 79,148.19	\$ 58,014.82	\$ 66,969.47	\$ 86,272.80	\$ 75,317.24		
Water Fund	\$ 511,717.88	\$ 516,515.69	\$ 501,457.13	\$ 502,694.94	\$ 88,315.19	\$ 87,338.98		
Tree Replacement Program	\$ 7,630.64	\$ 7,631.22	\$ 7,631.87	\$ 7,632.50	\$ 7,633.15	\$ 7,633.77		
Tribute Gardens Donations	\$ 10,014.17	\$ 10,014.94	\$ 10,015.79	\$ 10,016.61	\$ 10,017.46	\$ 10,018.29		
General Account	\$ 86,796.10	\$ 516,515.69	\$ 572,315.00	\$ 591,533.97	\$ 321,434.90	\$ 201,295.11		
Millbrook Restoration	\$ 174,379.99	\$ 174,393.37	\$ 174,408.18	\$ 174,422.51	\$ 174,437.33	\$ 169,901.67		
Reserve for Highway Equip	\$ 2,156.33	\$ 2,156.33	\$ 2,156.33	\$ 2,156.33	\$ 2,156.33	\$ 2,156.33		
Millbrook Community Day	\$ 533.85	\$ 533.85	\$ 533.85	\$ 533.85	\$ 533.85	\$ 333.85		
Medical Deductible	\$ 9,796.41	\$ 8,806.30	\$ 7,556.23	\$ 6,154.10	\$ 3,473.68	\$ 23,225.09		
Bedrock Well Account	XXXXXXXXXX	XXXXXXXXXX	XXXXXXXXXX	XXXXXXXXXX	XXXXXXXXXX	\$ 270,897.13		

* - those amounts are deducted because of the 90 day CDs

VILLAGE OF MILLBROOK

Revenue Control Report

Account No.	Description	Curr. Month Revenue Receipts	Curr. Month Budget Balance	Original Budget	Adjusted Budget	YTD Revenue Receipts	YTD Budget Balance	Percent Received Balance
Fund A								
GENERAL FUND								
Dept 0000								
A.0000.1001	REAL PROPERTY TAXES	0.00	0.00	905,000.00	905,000.00	905,000.00	0.00	100.00
A.0000.1090	INTEREST & PENALTIES	0.00	0.00	10,000.00	10,000.00	0.00	10,000.00	0.00
A.0000.1120	COUNTY SALES TAX	0.00	0.00	38,000.00	38,000.00	29,506.47	8,493.53	77.65
A.0000.1130	UTILITIES TAX	1,297.79	(1,297.79)	20,000.00	20,000.00	19,041.78	958.22	95.21
A.0000.1170	FRANCHISE FEES	0.00	0.00	33,000.00	33,000.00	59,856.00	(26,856.00)	181.38
A.0000.1603	VITAL STATISTICS FEES	(60.00)	60.00	0.00	0.00	(120.00)	120.00	100.00
A.0000.2110	ZONING FEES	0.00	0.00	500.00	500.00	0.00	500.00	0.00
A.0000.2115	PLANNING BOARD FEES	0.00	0.00	1,500.00	1,500.00	166.22	1,333.78	11.08
A.0000.2262	FIRE CONTRACT	0.00	0.00	425,580.00	425,580.00	425,580.00	0.00	100.00
A.0000.2401	INTEREST EARNED, GENERAL FUND	0.00	0.00	200.00	200.00	0.00	200.00	0.00
A.0000.2412	RENTAL VIL. HALL OTH GOVTS.	0.00	0.00	7,000.00	7,000.00	7,000.00	0.00	100.00
A.0000.2413.0200	THORNE TRUST INCOME	6.25	(6.25)	10,000.00	10,000.00	14,378.13	(4,378.13)	143.78
A.0000.2414	RENTAL OF WATER TOWER	7,811.50	(7,811.50)	36,240.00	36,240.00	43,695.00	(7,455.00)	120.57
A.0000.2590	BUILDING PERMITS	1,636.00	(1,636.00)	5,000.00	5,000.00	5,639.90	(639.90)	112.80
A.0000.2610	FINES & FORFEITURES	725.00	(725.00)	1,500.00	1,500.00	1,015.00	485.00	67.67
A.0000.2705	GIFTS AND DONATIONS	0.00	0.00	0.00	0.00	200.00	(200.00)	100.00
A.0000.3001	STATE AID PER CAPITA	0.00	0.00	10,000.00	10,000.00	9,185.00	815.00	91.85
A.0000.3005	MORTGAGE TAX	0.00	0.00	13,000.00	13,000.00	6,381.77	6,618.23	49.09
A.0000.3089	STATE AID BUILDING INSP.	0.00	0.00	0.00	0.00	1,549.00	(1,549.00)	100.00
A.0000.3501.0100	STATE AID, CHIPS CAPITAL	0.00	0.00	20,000.00	20,000.00	0.00	20,000.00	0.00
Total Dept 0000		11,416.54	(11,416.54)	1,536,520.00	1,536,520.00	1,528,074.27	8,445.73	99.45
Total Fund A		11,416.54	(11,416.54)	1,536,520.00	1,536,520.00	1,528,074.27	8,445.73	99.45
Fund F								
WATER FUND								
Dept 0000								
F.0000.2140	METERED WATER SALES	53,075.49	(53,075.49)	215,000.00	215,000.00	249,209.27	(34,209.27)	115.91
F.0000.2148	INTRST & PENLTY ON WATER RENTS	1,135.09	(1,135.09)	0.00	0.00	18,655.22	(18,655.22)	100.00
Total Dept 0000		54,210.58	(54,210.58)	215,000.00	215,000.00	267,864.49	(52,864.49)	124.59
Total Fund F		54,210.58	(54,210.58)	215,000.00	215,000.00	267,864.49	(52,864.49)	124.59
Fund G								
SEWER FUND								
Dept 0000								
G.0000.1030	SPECIAL ASSESSMENTS	0.00	0.00	30,000.00	30,000.00	30,000.00	0.00	100.00
G.0000.2120	SEWER RENTS	61,245.18	(61,245.18)	260,000.00	260,000.00	272,399.01	(12,399.01)	104.77
G.0000.2128	INTRST & PENLTIES	1,853.27	(1,853.27)	0.00	0.00	12,225.61	(12,225.61)	100.00
Total Dept 0000		63,098.45	(63,098.45)	290,000.00	290,000.00	314,624.62	(24,624.62)	108.49
Total Fund G		63,098.45	(63,098.45)	290,000.00	290,000.00	314,624.62	(24,624.62)	108.49

VILLAGE OF MILLBROOK

Revenue Control Report

Fiscal Year: 2018 Period From: 6 To: 5

Account No.	Description	Curr. Month Revenue Receipts	Curr. Month Budget Balance	Original Budget	YTD Adjusted Budget	YTD Revenue Receipts	YTD Budget Balance	Percent Received Balance
Fund A								
GENERAL FUND								
Dept 0000								
A.0000.1001	REAL PROPERTY TAXES	0.00	0.00	920,000.00	920,000.00	0.00	920,000.00	0.00
A.0000.1090	INTEREST & PENALTIES	0.00	0.00	10,000.00	10,000.00	0.00	10,000.00	0.00
A.0000.1120	COUNTY SALES TAX	0.00	0.00	38,000.00	38,000.00	0.00	38,000.00	0.00
A.0000.1130	UTILITIES TAX	0.00	0.00	20,000.00	20,000.00	0.00	20,000.00	0.00
A.0000.1170	FRANCHISE FEES	0.00	0.00	70,000.00	70,000.00	0.00	70,000.00	0.00
A.0000.1603	VITAL STATISTICS FEES	0.00	0.00	0.00	0.00	(30.00)	30.00	100.00
A.0000.2110	ZONING FEES	0.00	0.00	500.00	500.00	0.00	500.00	0.00
A.0000.2115	PLANNING BOARD FEES	0.00	0.00	1,500.00	1,500.00	50.00	1,450.00	3.33
A.0000.2262	FIRE CONTRACT	0.00	0.00	425,580.00	425,580.00	0.00	425,580.00	0.00
A.0000.2401	INTEREST EARNED, GENERAL FUND	0.00	0.00	200.00	200.00	0.00	200.00	0.00
A.0000.2412	RENTAL VIL. HALL OTH GOVTS.	0.00	0.00	10,000.00	10,000.00	0.00	10,000.00	0.00
A.0000.2413.0200	THORNE TRUST INCOME	0.00	0.00	14,000.00	14,000.00	0.00	14,000.00	0.00
A.0000.2414	RENTAL OF WATER TOWER	0.00	0.00	48,000.00	48,000.00	0.00	48,000.00	0.00
A.0000.2590	BUILDING PERMITS	0.00	0.00	5,000.00	5,000.00	413.00	4,587.00	8.26
A.0000.2610	FINES & FORFEITURES	0.00	0.00	500.00	500.00	0.00	500.00	0.00
A.0000.3001	STATE AID PER CAPITA	0.00	0.00	10,000.00	10,000.00	0.00	10,000.00	0.00
A.0000.3005	MORTGAGE TAX	0.00	0.00	6,500.00	6,500.00	0.00	6,500.00	0.00
A.0000.3501.0100	STATE AID, CHIPS CAPITAL	0.00	0.00	20,000.00	20,000.00	0.00	20,000.00	0.00
Total Dept 0000		0.00	0.00	1,599,780.00	1,599,780.00	433.00	1,599,347.00	0.03
Total Fund A		0.00	0.00	1,599,780.00	1,599,780.00	433.00	1,599,347.00	0.03
Fund F								
WATER FUND								
Dept 0000								
F.0000.2140	METERED WATER SALES	0.00	0.00	272,255.00	272,255.00	0.00	272,255.00	0.00
F.0000.2148	INTRST & PENLTY ON WATER RENTS	0.00	0.00	17,000.00	17,000.00	0.00	17,000.00	0.00
Total Dept 0000		0.00	0.00	289,255.00	289,255.00	0.00	289,255.00	0.00
Total Fund F		0.00	0.00	289,255.00	289,255.00	0.00	289,255.00	0.00
Fund G								
SEWER FUND								
Dept 0000								
G.0000.1030	SPECIAL ASSESSMENTS	0.00	0.00	30,000.00	30,000.00	0.00	30,000.00	0.00
G.0000.2120	SEWER RENTS	0.00	0.00	266,000.00	266,000.00	0.00	266,000.00	0.00
G.0000.2122	SEWER CHARGES	0.00	0.00	15,000.00	15,000.00	0.00	15,000.00	0.00
Total Dept 0000		0.00	0.00	311,000.00	311,000.00	0.00	311,000.00	0.00
Total Fund G		0.00	0.00	311,000.00	311,000.00	0.00	311,000.00	0.00
Grand Total		0.00	0.00	2,200,035.00	2,200,035.00	433.00	2,199,602.00	0.02

Expense Control Report Parameters

Report ID: BRD MTG Overbudget Only: No
 Year: 2017 Include Beg. Encumbrance: Yes
 Period: 6 To: 5 Apply to Budget Columns: No
 Description: Display Apply % to Original Budget: No
 Spacing: Single Print Parent Account: No
 Acct Status: Active Use All Fund: No
 Suppress Zero Accts.: All Encumber Personal Services: No
 Summary Only: Yes Grand Totals on Separate Page: No
 Include Req: No

Account Table:

Alt. Sort Table:

Sort	Sort	Subtotal	Page Break	Subheading
1	Fund	Yes	No	Yes
2	Dept	Yes	No	No

Print Display Description: No

2017

VILLAGE OF MILLBROOK

Account Table:
 Alt. Sort Table:

Expense Control Report

Fiscal Year: 2017 Period From: 6 To: 5

	Curr. Month Total Expended	Original Budget	YTD Adjusted Budget	YTD Actual Expended	YTD Unexpended Balance	YTD Encumbered	YTD Available Balance	Percent Exp. Balance
Fund A								
Dept 9060	GENERAL FUND HEALTH INSURANCE	65,000.00	63,000.00	62,802.20	197.80	0.00	197.80	99.69
Dept 9710	SERIAL BOND	67,000.00	66,400.00	65,184.00	1,216.00	0.00	1,216.00	98.17
Total Fund A	GENERAL FUND	1,536,520.00	1,536,520.00	1,493,877.02	42,642.98	0.00	42,642.98	97.22
Fund F								
Dept 1910	WATER FUND UNALLOCATED INSURANCE	10,000.00	10,000.00	0.00	10,000.00	0.00	10,000.00	0.00
Dept 1990	CONTINGENCY	0.00	0.00	5,148.00	(5,148.00)	0.00	(5,148.00)	0.00
Dept 8310	WATER ADMINISTRATION	99,400.00	99,400.00	80,629.56	18,770.44	0.00	18,770.44	81.12
Dept 8320	WATER PUMP STATION	33,400.00	33,400.00	38,606.96	(5,206.96)	0.00	(5,206.96)	115.59
Dept 8340	WATER TRANSMISSION	47,000.00	47,000.00	57,544.43	(10,544.43)	0.00	(10,544.43)	122.43
Dept 9720	STATUTORY INSTALLMENT BOND	25,200.00	25,200.00	24,858.00	342.00	0.00	342.00	98.64
Total Fund F	WATER FUND	215,000.00	215,000.00	206,786.95	8,213.05	0.00	8,213.05	96.18
Fund G								
Dept 8110	SEWER FUND SEWER ADMINISTRATION	121,500.00	121,500.00	119,573.84	1,926.16	0.00	1,926.16	98.41
Dept 8130	SEWAGE TREATMENT PLANT	135,500.00	135,500.00	109,420.32	26,079.68	0.00	26,079.68	80.75
Dept 9710	SERIAL BOND	33,000.00	33,000.00	32,742.67	257.33	0.00	257.33	99.22
Total Fund G	SEWER FUND	290,000.00	290,000.00	261,736.83	28,263.17	0.00	28,263.17	90.25
Fund H								
Dept 8360	CAPITAL PROJECTS WATER CAPITAL IMPROVEMENTS CAPITAL PROJECTS	0.00	0.00	(407,812.13)	407,812.13	0.00	407,812.13	0.00
Total Fund H		0.00	0.00	(407,812.13)	407,812.13	0.00	407,812.13	0.00
Grand Total		2,041,520.00	2,041,520.00	1,554,588.67	486,931.33	0.00	486,931.33	76.15

Expense Control Report Parameters

Report ID:	18 REPORT	Overbudget Only:	No	
Year:	2018	Include Beg. Encumbrance:	Yes	
Period:	6	To:	5	Apply to Budget Columns: No
Description:	Display	Apply % to Original Budget:	No	
Spacing:	Single	Print Parent Account:	No	
Acct Status:	Active	Use Alt Fund:	No	
Suppress Zero Accts.:	All	Encumber Personal Services:	No	
Summary Only:	Yes	Grand Totals on Separate Page:	No	
		Include Req:	No	

Account Table:

Alt. Sort Table:

Sort:	Sort	Subtotal	Page Break	Subheading
1	Fund	Yes	No	Yes
2	Dept	Yes	No	No

Print Display Description: No

VILLAGE OF MILLBROOK

Expense Control Report

Account Table:
 Alt. Sort Table:

Fiscal Year: 2018 Period From: 6 To: 5

		Curr. Month Total Expended	Original Budget	YTD Adjusted Budget	YTD Actual Expended	YTD Unexpended Balance	YTD Encumbered	YTD Available Balance	Percent Exp. Balance
Fund A	GENERAL FUND								
Dept 9060	HEALTH INSURANCE	0.00	80,000.00	80,000.00	6,708.35	73,291.65	0.00	73,291.65	8.39
Dept 9710	SERIAL BOND	0.00	83,000.00	83,000.00	0.00	83,000.00	0.00	83,000.00	0.00
Dept 9720	STATUTORY INSTALLMENT BOND	0.00	13,380.00	13,380.00	0.00	13,380.00	0.00	13,380.00	0.00
Total Fund A	GENERAL FUND	0.00	1,614,935.00	1,614,935.00	124,716.86	1,490,218.14	0.00	1,490,218.14	7.72
Fund F	WATER FUND								
Dept 1910	UNALLOCATED INSURANCE	0.00	10,000.00	10,000.00	0.00	10,000.00	0.00	10,000.00	0.00
Dept 8310	WATER ADMINISTRATION	0.00	104,400.00	104,400.00	5,579.04	98,820.96	0.00	98,820.96	5.34
Dept 8320	WATER PUMP STATION	0.00	24,000.00	24,000.00	2,276.25	21,723.75	0.00	21,723.75	9.48
Dept 8340	WATER TRANSMISSION	0.00	48,000.00	48,000.00	1,818.48	46,181.52	0.00	46,181.52	3.79
Dept 9720	STATUTORY INSTALLMENT BOND	0.00	25,200.00	25,200.00	0.00	25,200.00	0.00	25,200.00	0.00
Dept 9733	BAN-WATER TOWER	0.00	62,500.00	62,500.00	0.00	62,500.00	0.00	62,500.00	0.00
Total Fund F	WATER FUND	0.00	274,100.00	274,100.00	9,673.77	264,426.23	0.00	264,426.23	3.53
Fund G	SEWER FUND								
Dept 8110	SEWER ADMINISTRATION	0.00	120,000.00	120,000.00	10,194.58	109,805.42	0.00	109,805.42	8.50
Dept 8130	SEWAGE TREATMENT PLANT	0.00	158,000.00	158,000.00	9,027.34	148,972.66	0.00	148,972.66	5.71
Dept 9710	SERIAL BOND	0.00	33,000.00	33,000.00	0.00	33,000.00	0.00	33,000.00	0.00
Total Fund G	SEWER FUND	0.00	311,000.00	311,000.00	19,221.92	291,778.08	0.00	291,778.08	6.18
Fund H	CAPITAL PROJECTS								
Dept 8360	WATER CAPITAL IMPROVEMENTS	0.00	0.00	0.00	4,070.00	(4,070.00)	0.00	(4,070.00)	0.00
Total Fund H	CAPITAL PROJECTS	0.00	0.00	0.00	4,070.00	(4,070.00)	0.00	(4,070.00)	0.00
Grand Total		0.00	2,200,035.00	2,200,035.00	157,682.55	2,042,352.45	0.00	2,042,352.45	7.17